



02.12.2024

Quick Guide

Changing the language of the Swiss Government PKI wizards (tools)

Status: released

V2.0



The language used in the Swiss Government PKI Wizards (tools) can easily be changed. The languages available are **DE**, **FR** and **IT**.

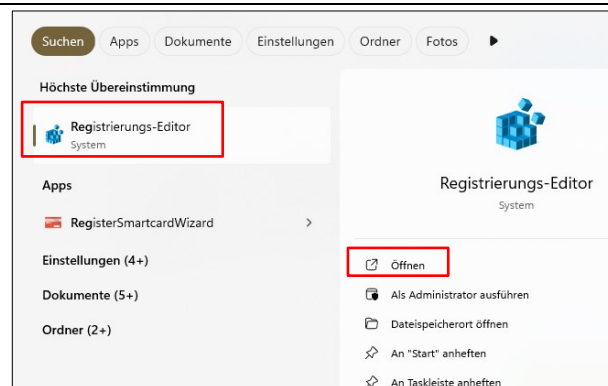
To change the language in all wizards (tools), follow the instructions.

*Note: You do not **need any** administrator rights on your client.*

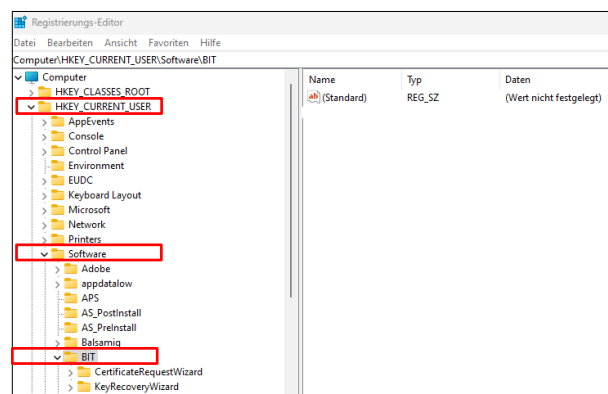
Type «**regist**» in the Windows search bar and press the «**ENTER**» key.



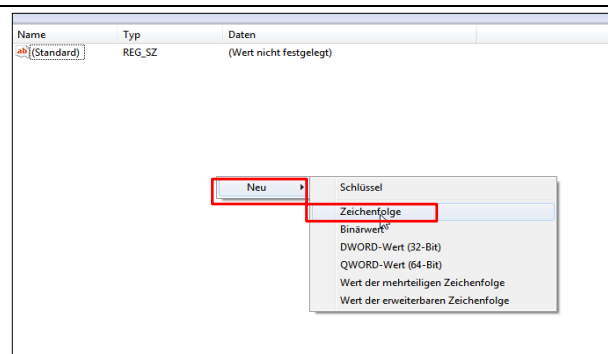
Start the «**Registration Editor**» by double-clicking on «**Open**».



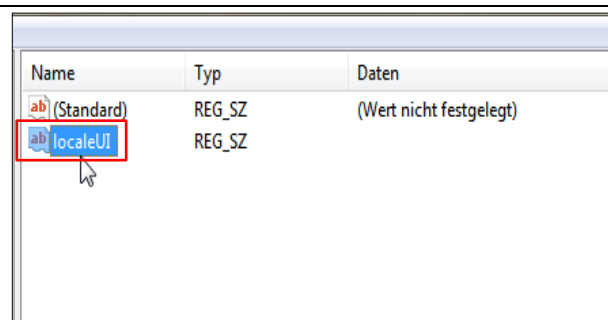
- The registration editor opens.
- Open the folders one after the other.
 - **HKEY_CURRENT_USER**
 - **SOFTWARE**
 - **BIT**



- Right-click on a free area to the right of the window.
- A window will then open.
- Select «**Neu (New)**» and then «**Zeichenfolge (String)**».



- A new entry «**localUI**» has been created.
- Open it by double-clicking with the left mouse button.

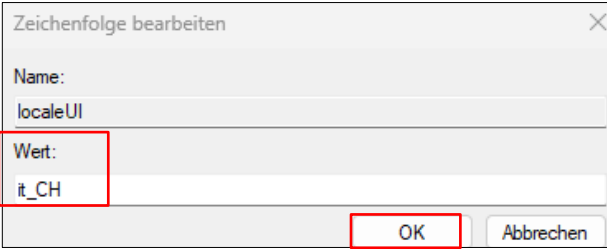


You can now define the language in the «Wert (Value) » field.

Enter the value for the desired language.

- Value for French «fr_CH»
- Value for Italian «it_CH»

Confirm the change by clicking on «OK».



- The entry is automatically saved by the registry.
- Close the Registry Editor.

Name	Typ	Daten
(Standard)	REG_SZ	(Wert nicht festgelegt)
localeUI	REG_SZ	it_CH

The wizards (tools) now all start in the selected language.

